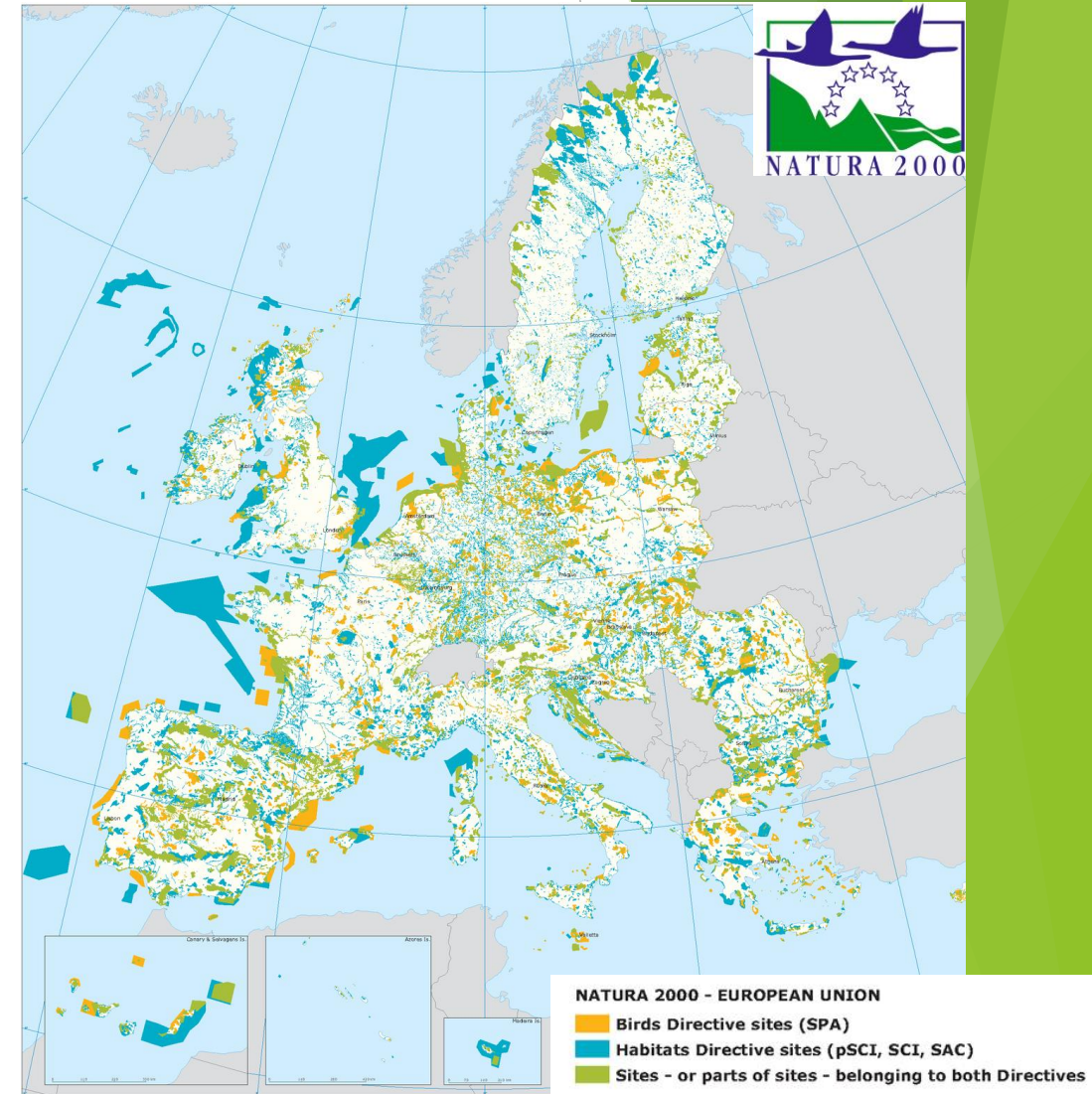
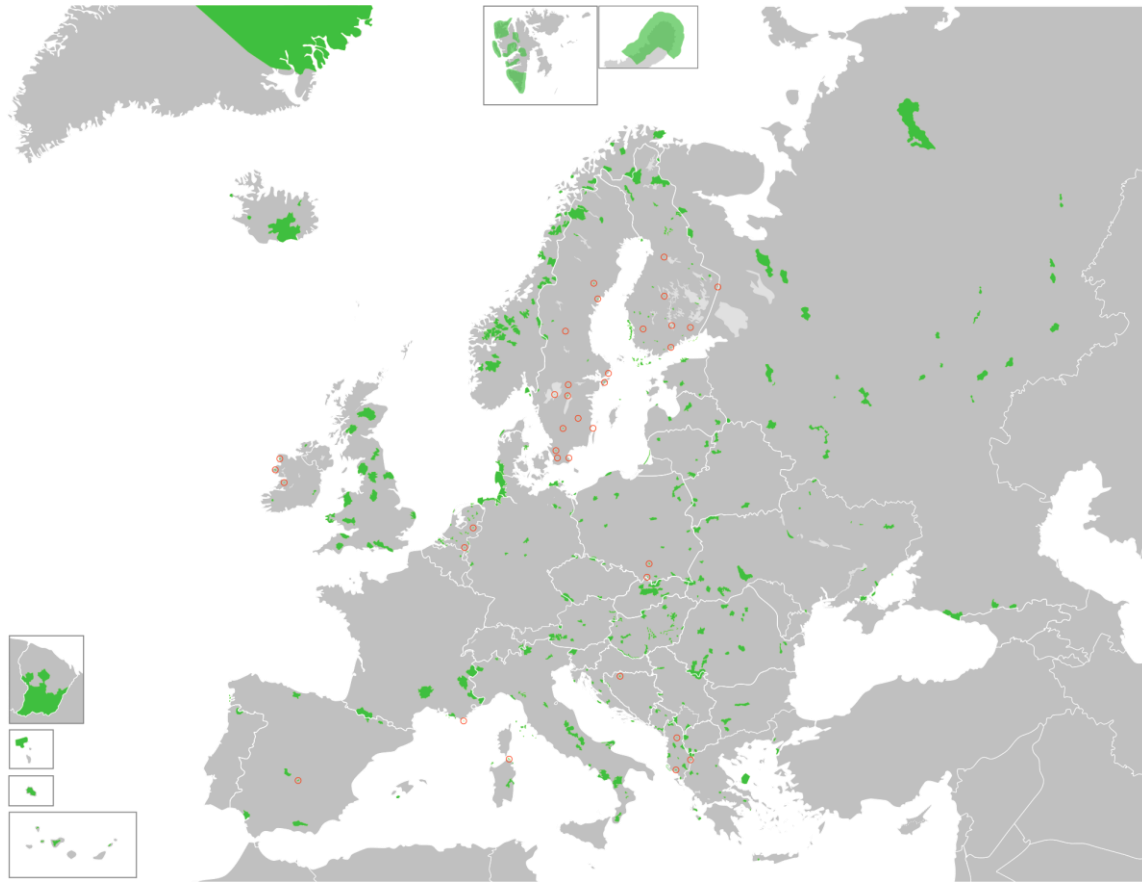


“Tourism is an Opportunity for rural areas”

Is it true for Natura2000?

Federica Luoni
Lipu BirdLife Italia

Natural parks and Natura2000 Network



Who live and work in Natura2000?

Types of jobs supported by Natura 2000 – direct, indirect and induced jobs

	Direct Jobs	Indirect Jobs	Induced Jobs	
Conservation Objectives				
Natura 2000 Management	E.g. Protected area managers, wardens	E.g. In construction, capital goods, monitoring and instrumentation	I.e. jobs through induced spending through income as it flows through the economy (multiplier effect). The level depends on: <ul style="list-style-type: none">The savings rate of different income groups that receive the money and how fast money flows through the economyHow open the economy is (the more open, the more money flows out, the lower the multiplier) Methods: Use I-O models and/or multipliers	
Restoration	Land management contractors; hydrologists			
Sustainable Production				
Fish	E.g. Fishers	Also jobs along the supply chain: packers, transformers (fish, furniture, food), distributors, retailers, shops		
Timber	Foresters			
Agricultural crops	Farmers on site and in vicinity (pollination)			
Integration into Sectors, Activities and Policies				
Tourism	E.g. Guides	Recreation and tourism infrastructure & services; hotels, transport, restaurants; Health centres and spas; Construction, capital goods		
Recreation & Health	Sports trainers; wardens	Publishing, product innovation		
Climate Change	Land and marine are management, contractors			
Research & Innovation	Scientists & teachers			

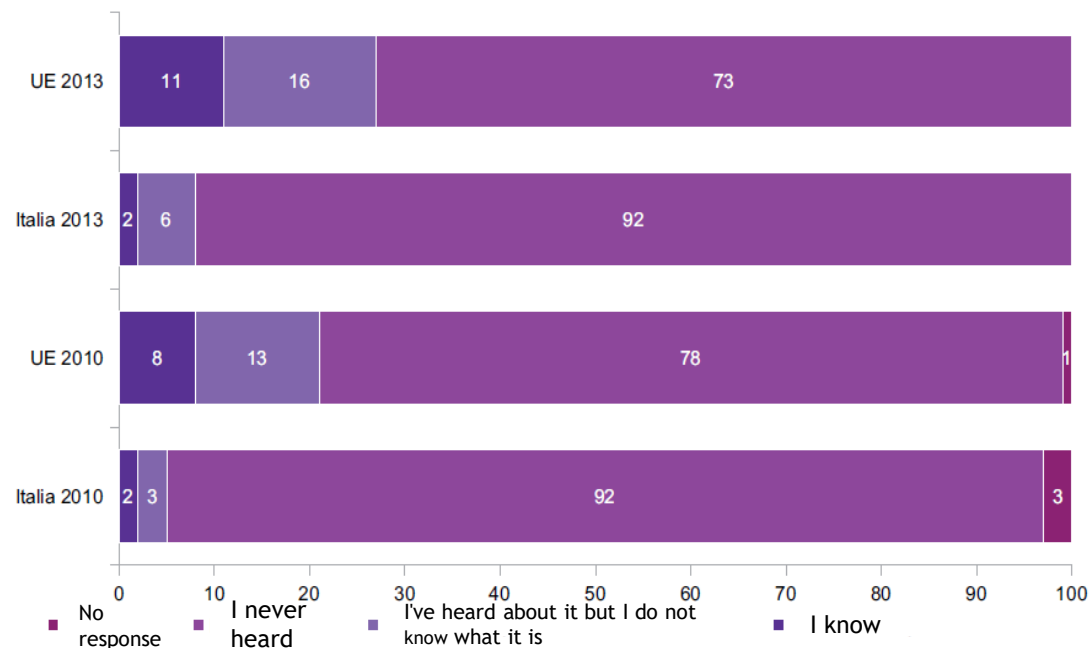
Tabella 3: Le imprese registrate nei Siti Natura 2000

Attività economica	% imprese Siti Natura 2000	% imprese Italia
Agricoltura, silvicoltura e pesca	18,1%	13,4%
Industria in senso stretto	9%	10,3%
Costruzioni	14,2%	14,7%
Commercio	24,6%	25,4%
Alloggio e di ristorazione	9,4%	6,6%
Altro	24,7%	29,5%



Il totale delle imprese registrate al 31/12/2012 nei Siti Natura 2000 è pari a 300.716 unità.

Fonte: elaborazione su dati Unioncamere

Who know Natura2000 network?



Fonte: Elaborazione su dati Eurobarometer (2013)



Yes, We can!

**CENA DI SOLIDARIETÀ
PER SALVARE LA VALLE DEL MIGNONE**

GIOVEDÌ 22 FEBBRAIO - ORE 19,30
AGRITURISMO "CAMPODIMARTA" - TARQUINIA, Loc. Montericcio
(AUTOSTRADA A12 - SVINCOLO MONTE ROMANO, A DESTRA PER LOC. MONTERICCI)


**MENÙ
A BUFFET**
Offerta minima
€ 15,00

**CON PRODOTTI LOCALI DELLA FARNESIANA
E DELLA VALLE DEL MIGNONE**


GLI INGREDIENTI E LE MATERIE PRIME SONO OFFERTI DAI PRODUTTORI LOCALI
L'ORGANIZZAZIONE È CURATA DAI VOLONTARI DELLE ASSOCIAZIONI
E DEI COMITATI CHE HANNO SOTTOSCRITTO IL RICORSO AL TAR DEL LAZIO.
Si ringrazia l'agriturismo "CAMPODIMARTA" per l'ospitalità

**VI INVITIAMO A PARTECIPARE
ED AIUTARCI A SOSTENERE LE SPESE PER IL RICORSO AL TAR
PER OPPORCI AL TRACCIATO VERDE
CHE DISTRUGGERÀ LA VALLE DEL MIGNONE**








SE NON PUOI PARTECIPARE ALLA CENA FAI UNA DONAZIONE
IBAN: IT90V0760105138254474754481
Intestato a: Nicola Buonaiuto - Causale: Salviamo la Valle del Mignone
Per prenotare Tel. 338 9801847 - 333 8059708 - 393 9305408
perlibeneditarquinia@gmail.com - www.perlibeneditarquinia.com





CAMBIAMO
AGRICOLTURA!



STORIE DAL TERRITORIO



campagna promossa da

con il contributo di  

Il B&B Villa Naumanni è situato lungo il fiume Mignone, tra i Monti della Tolfa, una vera oasi ricca di "Specie particolarmente protette dalla Direttiva Uccelli", ed inserita nell'elenco dei progetti "Natura 2000".

Fiume Mignone Superficie (ha): 89,836

Tipo Sito: G

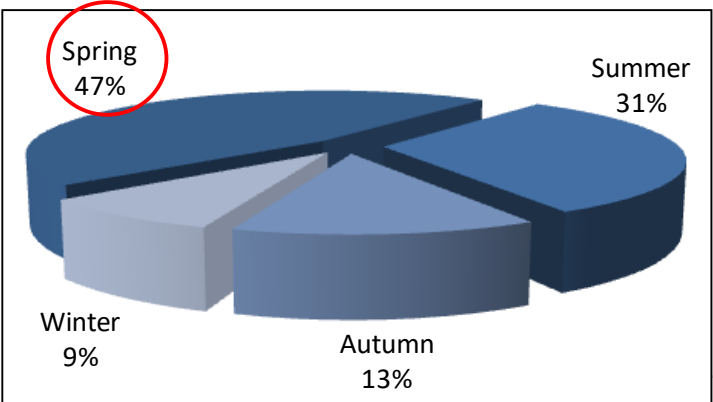
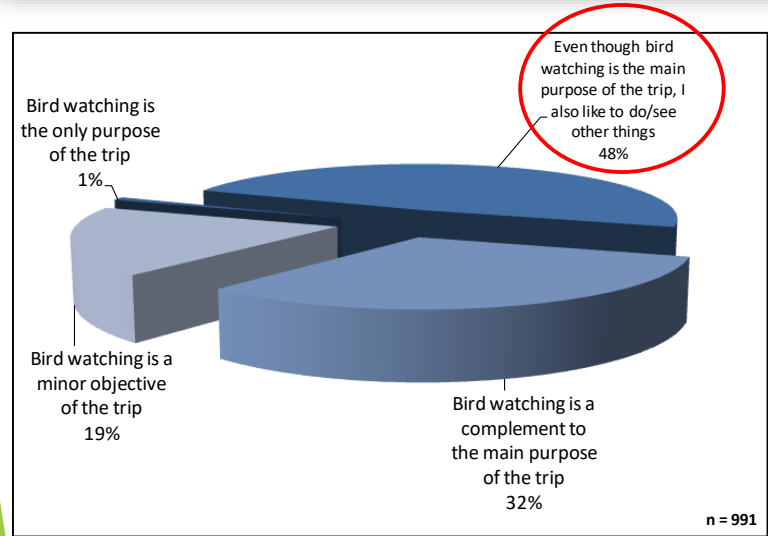
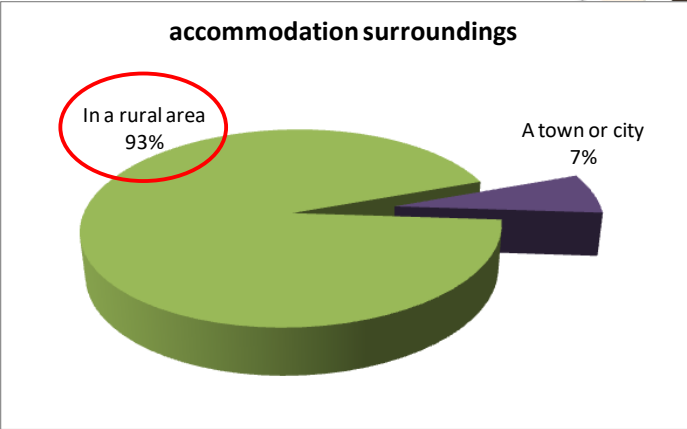
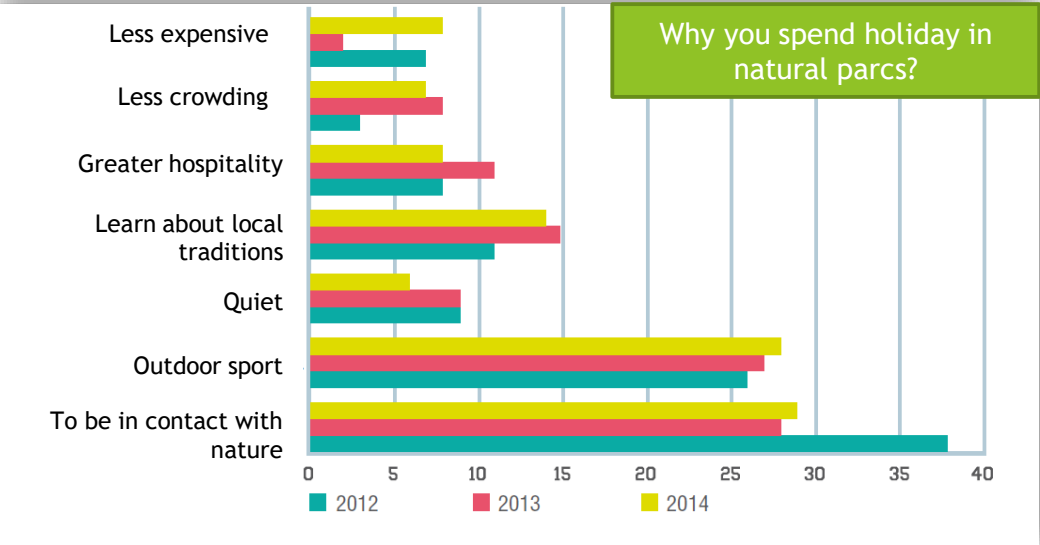
Provincia: VT; RM

Codice Natura: 2000 IT6010035

Regione biogeografica: Mediterranea



Not all tourists are the same



Opportunity VS Damages

F. Monti *et al.*

Impact of ecotourism upon a raptor population

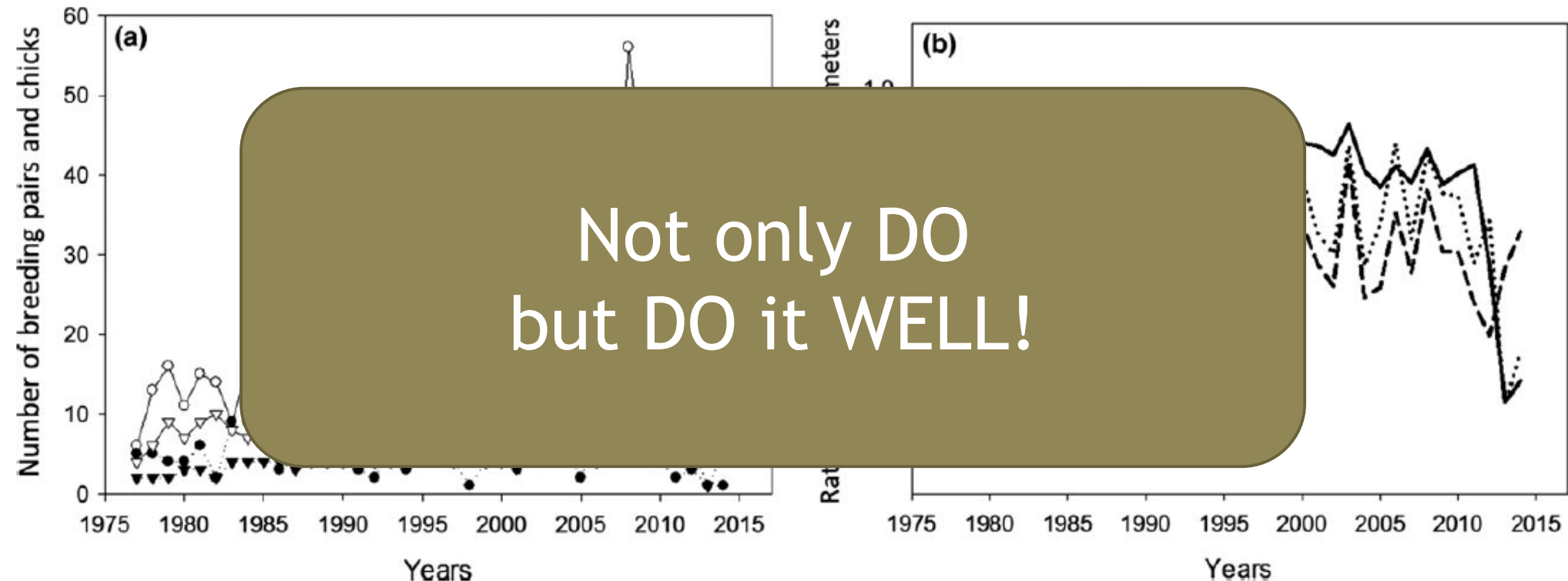


Figure 2 Historical trend of the Corsican osprey population in 1977–2014: (a) number of breeding pairs and chicks fledged outside of the marine-protected area (MPA) (white triangles and dots, respectively) and inside the MPA (black triangles and dots, respectively); (b) hatching success (dashed line), fledging success (dotted line) and breeding success (solid line) in the whole Corsica, over time. These trends are obtained directly from the data (i.e. not modelling involved).

Training and information



Rural
Development
Plan?



Spend to earn

Annual EU employment (FTE) impact of investing €1 bn per annum in agri-environment schemes

Effect		Addition / loss of jobs (FTE)
Net direct effect	Direct employment effects in the case of HNV systems are likely to be even greater than those found in the case of HLS scheme, as HNV farms tend to be more labour intensive than other types of farms. The greatest positive impact on direct employment is likely to be that of job retention, rather than job creation.	2,500
Net indirect (supply) effect	Additional employment among suppliers of goods and services to the farms benefiting from the scheme.	3,500
Net induced effect	The spending of wages by employees, contractors and advisors results in a small positive impact	600
Total jobs		6,600



How much has been spent?